



Introducing s Snake in the Wood





This is Kit.

This is Sam.





This is Mum
and Dad.

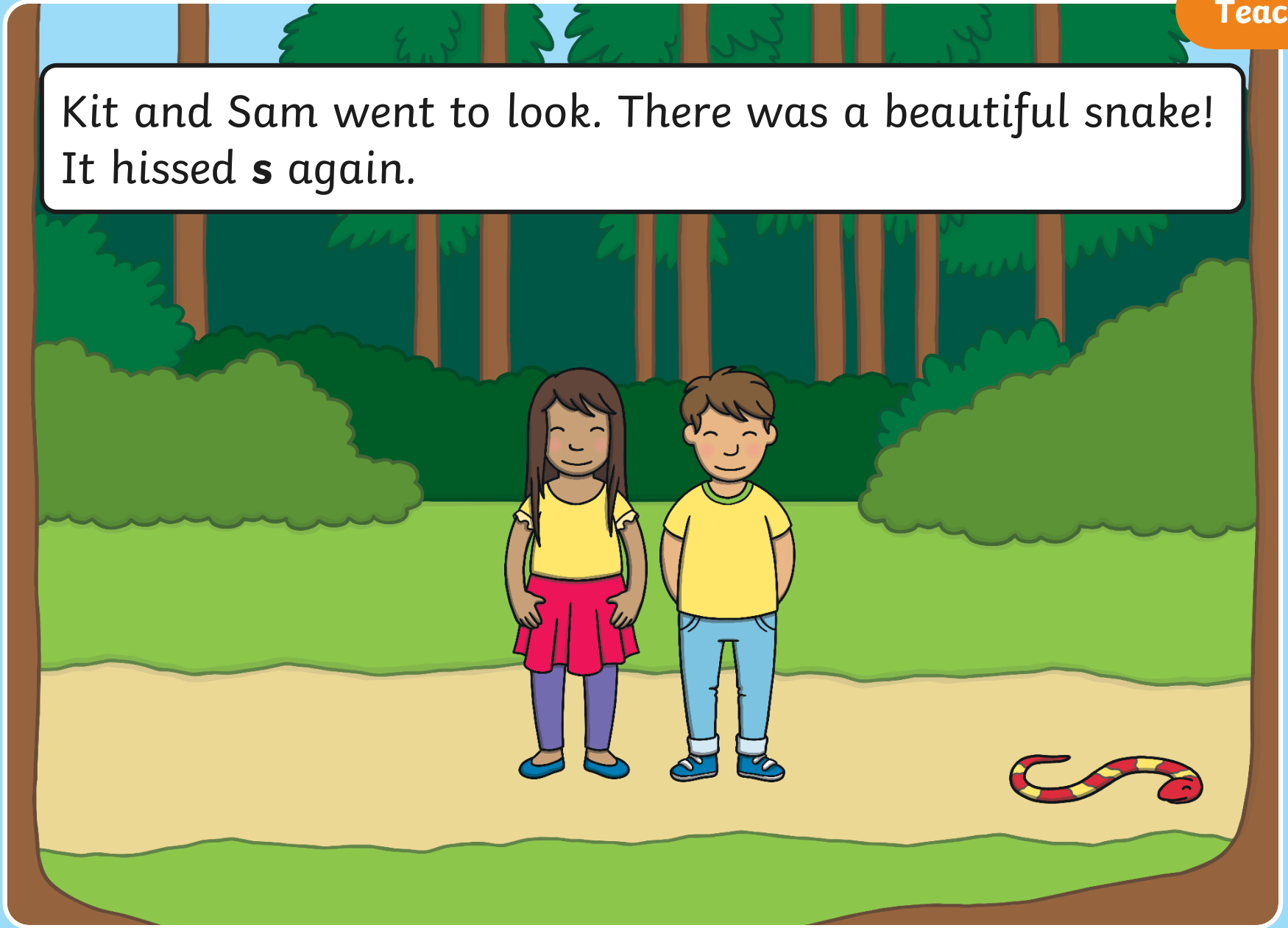


One day, the family went out for a walk in the woods.

They had not gone far when Sam heard a strange noise.
It was a **s** sound.



Kit and Sam went to look. There was a beautiful snake!
It hissed **s** again.



“Look!” said Kit.

“The snake looks like a letter **s** and it makes the same sound **s**.”



“Yes!” said Sam. “Snake begins with the letter **s** too.”



Teach



Play



S

Write the Letter


Curl around and around the snake's body.



Play



When Kit and Sam got home, they looked for other things around the house that had a **s** sound in their name.




“Hey, my toy robot is good at saying words,” said Sam. “I wonder if he can say any words with the **s** sound in them.”



/s/ Picture Spot

Sam's robot talks in 'robot talk'. Listen to Sam's robot say a word. Can you work out which picture matches the word he is saying?




Some children may be able to tell you whether the **s** sound appears at the beginning or the end of the word.



Click me for Kit's teaching tips!

Apply



Play



Well done!



Apply




Play



Well done!



Apply




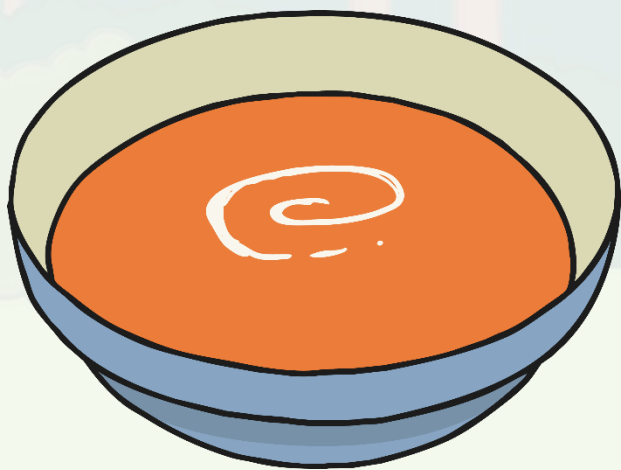
Play



Well done!



Apply





Play



Well done!



Apply



Play



Well done!



Apply




Play



Well done!





“He is good!” laughed Kit. “If only the snake in the woods was here too, they could make s sounds together!”

Today, we have learnt...



S





twinkl