




Introducing a Sam's Apple




twinkl

Let's practise Sam's Sounds!



S






Kit and Sam had just got home from school and they were hungry.



"You can have an apple," said Mum.
"Great, my favourite fruit!" smiled Sam.



“Hey Sam, apple starts with the **a** sound, ” said Kit. He took a big bite. “Listen, **a**, **a**, **a**!”





a

Write the Letter

Around the apple, up the stalk and down the leaf.




Play



Apple Phoneme Spotter

Watch carefully as Kit and Sam take bites of their apples. If you see a letter **a** or a letter **s** appear, say the sound and do the action.

**X**


Linking the phoneme, grapheme, mnemonic and action helps children to make learning links.

Click me for Kit's teaching tips!




da






“Hey Sam,” said Kit, “do you think we can find any other things that have an **a** sound in them?”



“Why don’t we try my toy robot again!” said Sam. “I bet he can say some words with **a** in them.”

a Picture Spot

Sam's robot talks in 'robot talk'. Listen to Sam's robot say a word. Can you work out which picture matches the word he is saying?



Some children may be able to tell you whether the /a/ sound appears at the beginning or the end of the word.

Click me for Kit's teaching tips!



Apply



Play



Well done!



Apply



Play



Well done!



Apply




Play



Well done!



Apply



Play



Well done!



Apply




Play



Well done!





“My apple was yummy!” said Sam.

“So was mine,” said Kit. “I wonder how long it is until dinner time?”

Today, we have learnt...



a



