



Introducing p

The New Puppy



Let's practise Sam's Sounds!



th



Kit and Sam were playing in the house when Mum and Dad called them into the garden.


Remember that words made from taught graphemes are now decodable and highlighted **purple**.




Click me for Kit's teaching tips!



"We have **a** surprise for you both," said Dad.
Mum was holding **a** little puppy in her arms.



“For us? Really?” said Kit, giving the new puppy **a** stroke. “Puppy begins with the **p** sound!”





p

Action

Make one hand into a puppy's head and stroke it with your other hand.

Say 'p, p, p'.



Action

Down the puppy's neck and leg, up and around his head.



Play



Puppy Phoneme Spotter

The new puppy is playing with Kit and Sam's shoes! When you see the letter on the shoe, say the sound and do the action.







“That’s enough chewing shoes for you, puppy,” said Dad.
“Now, let’s go to the pet shop.”

“What things will our puppy need?” said Mum.




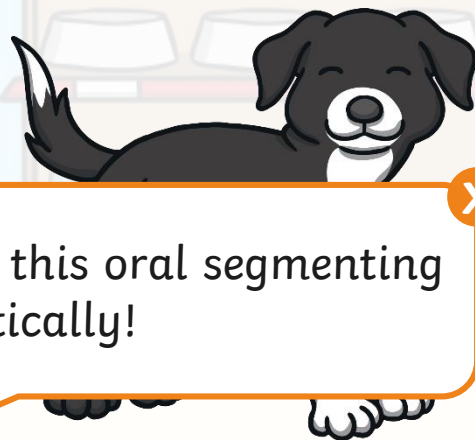
The Pet Shop

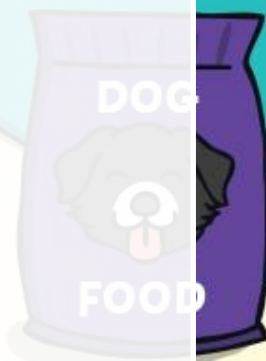

What things will the new puppy need? Can you 'robot talk' them like Sam's robot?

You could do this oral segmenting activity practically!




Click me for Kit's teaching tips!







Apply




Apply




Apply




Apply



Apply





“Do you think ‘Ben’ is a good name for our puppy?” said Kit.
“Yes!” said Sam. “Welcome to the family little Ben!”

Today, we have learnt...



p



