



## **MPN Newcastle Local Heroes Project**

**MPN Newcastle is proud to launch the Local Heroes project, designed to support schools and young people with their online musical learning over the coming weeks.**

Each week, MPN Newcastle will set you, our very own local heroes, the challenge of responding to a different musical style in any way you wish. Whether you are learning from home or at school right now, we would love for you, your teachers and your families to get involved. Our tutors will also be producing their own responses to share with you, so look out for some familiar faces!

We will suggest some pieces for you to focus on each week, but that doesn't mean you can't learn to play or sing another piece, or research into other pieces or composers. We will be uploading lots of resources to help you get inspired.

Over the next few weeks we will be exploring folk music, rock and pop, classical music, musical theatre, music from around the world, and much, much more.

We want you to get creative and respond however you would like, so get composing, performing, singing or dancing! You could even create a piece of art, write a story or do some research into one of the pieces of music we have set for each week.

**Share your work with us via your teacher to our website, on email at:**

**[SISMusicHubAdmin@newcastle.gov.uk](mailto:SISMusicHubAdmin@newcastle.gov.uk) or on social media:**

**Twitter: @MPNEHub**

**<https://twitter.com/MPNEHub>**

**Facebook: Music Partnership North**

**<https://www.facebook.com/MPNEHub/>**

**Instagram: mpn\_newcastle**

**[https://www.instagram.com/mpn\\_newcastle/](https://www.instagram.com/mpn_newcastle/)**




**Tik Tok: @mpnnewcastle**

**<https://vm.tiktok.com/7UDuwP/>**




**Check out our ideas for each key stage to get you started:**






### Early Years and Key Stage 1

	<b>Performing</b> 	<b>Getting Creative</b> 	<b>Listening and Researching</b> 
<b>EYFS</b>	Make your own percussion instrument and play along to a piece in this week's style. Or respond to the piece through movement and dance.	Listen to a piece in this week's style and draw or paint a picture about how the music makes you feel.	Listen to a piece in this week's style. Talk about how the music makes you feel or the sounds you can hear.
<b>KS1</b>	Learn the words to a song in this week's style and sing along. Send your performances to us.	Listen to a piece in this week's style and create a piece of artwork as you are listening. You could draw, paint or create a sculpture.	Listen to a piece in this week's style and write down a list of mood words connected to the piece.

### Key Stage 2 and 3

	<b>Performing</b> 	<b>Getting Creative</b> 	<b>Listening and Researching</b> 
<b>KS2</b>	Sing or perform a piece in this week's style on an instrument you have at home. Send your performances to us.	Write a poem, new set of lyrics or a story about a piece in this week's style. You could imagine yourself as a central character in the piece.	Research into a composer who wrote in this week's style. Create a fact file and include information about the life and work of the composer.
<b>KS3</b>	Use our performance resources for this week, record yourself playing on any instrument and send it to us.	Use some of our performance resources and compose a piece that uses the same chord sequence or contains some of the same rhythmic or melodic ideas as a piece in this week's style.	Research into this week's genre. You could find out about the history of the genre and a variety of other composers and pieces. Create a resource to share with us.

## Key Stage 4 and 5

	<b>Performing</b> 	<b>Getting Creative</b> 	<b>Listening and Researching</b> 
<b>KS4</b>	Record a solo performance using our performance resources or choose your own piece in this week's style. Or create an ensemble performance with someone in your family or by using music technology (for example with an app like <i>Acappella</i> ) and send it to us.	Compose a piece that uses the same structure, texture, timbre or chord sequence as one of this week's pieces. Record your ideas or use music technology to capture them.	Imagine you were going to introduce a piece in this week's style to a friend. What questions would you ask them to get them thinking, and what would be the answers to your questions? Use as much musical vocabulary as you can and create a PowerPoint or another resource about the piece.
<b>KS5</b>	Make your own arrangement or cover version of a piece in this week's style, perform and share with us. This could be in any other musical style you like. We could use your resources to inspire someone else!	Use any music software or resource you have available and compose your own creative response to one of the pieces. You can approach this in any way you like (and the end result may end up being very different).	Write your own musical analysis of one of the pieces using the musical elements as a framework. You could also research into other versions of the piece and write a comparison of two different versions, including information about how the pieces are similar and different.

Don't forget to share your work with us via your teacher to our website, on email at:

[SISMusicHubAdmin@newcastle.gov.uk](mailto:SISMusicHubAdmin@newcastle.gov.uk) or on social media 😊

Twitter: @MPNEHub

<https://twitter.com/MPNEHub>

Facebook: Music Partnership North

<https://www.facebook.com/MPNEHub/>

Instagram: mpn\_newcastle

[https://www.instagram.com/mpn\\_newcastle/](https://www.instagram.com/mpn_newcastle/)

Tik Tok: @mpnnewcastle

<https://vm.tiktok.com/7UDuwP/>